

**Telangana
General Elections
2023**



Pre Poll Survey Results

Survey Results/ Analysis

Prediction of seats in Assembly Election 2023

Total Seats: 119

S.No.	Party	No. Of Seats
1	BRS	46-55
2	INC	54-63
3	BJP +JSP	4-8
4	AIMIM	6-8
5	Tight	9-15
6	Total	119

The Congress party stands a clear chance of forming the government with 54-63 seats. However, the final outcome will be determined by the intense competition in the 9-15 seats.

Abstract:

- *A comprehensive statewide opinion poll conducted from 04th Oct to 18th November 2023, encompassing 150,000 respondents across all categories, indicates a prevailing wave in favour of the Congress party.*
- *The data suggests that Congress is gaining momentum and stands poised to secure a majority to form the government.*
- *One notable trend revealed by the poll is the substantial loss of vote share by BRS to both Congress and BJP. This shift in voter allegiance appears to be affecting BRS across the state, leading to a decline in its overall seat count.*

Executive Summary:

- Under the leadership of Revanth Reddy, the Congress party has witnessed a significant resurgence, particularly evident when compared to its performance in the 2018 election. The party has effectively strengthened its argument against the government by highlighting issues such as corruption and anti-vote bank policies.
- The Congress has strategically emphasised alleged government manipulations in job appointments, which has worked to its advantage. Additionally, the party has benefitted from a decline in the BJP's momentum following the Karnataka election, where a change in presidency weakened the opposition and bolstered the Congress.
- An important factor contributing to the Congress's rise is the anticipated support from the TDP vote bank. Both TDP votes and those from settler communities appear to be shifting towards the Congress in the current political landscape. The Congress is notably strong in all Andhra border districts, comprising seven districts and 26 assemblies. The party's performance in these areas is surpassing its previous records.
- In regions such as Telangana Andhra Borders, Khammam, Suryapet, Nalgonda Nagarkurnool, Bhadradi, Kothagudem, Congress appears to have secured a majority, further reinforcing its electoral prospects in these areas.
- Even in the border districts of Maharashtra, there is an expectation that BRS will lose its stronghold. In the previous election, BRS secured 17 out of 20 seats in these areas, but indications suggest a change in this pattern.
- Notably, the Congress has seen an increase in its vote share, particularly in 35 constituencies in Telangana where the influence of the settler community is high.

These constituencies, with voter numbers ranging from 20,000 to 1,00,000, are leaning towards the Congress, solidifying its position as a robust vote bank.

- While the survey results suggest BRS strength in 46 to 55 seats out of 119, the Congress is projected to be strong in 54 to 63 seats. The BJP is limited to a range of 4 to 8 seats, while AIMIM is projected to secure 6 to 8 seats.
- The Congress is garnering significant support from minorities, contributing to its majority in the statewide context. However, the path to a clear majority is seen as contingent upon the performance of MLA candidates, particularly in the fiercely contested 9 to 15 seats.
- The pivotal battleground for forming the government in Telangana is identified as the competition in 9 to 15 seats. The outcome in these seats will play a decisive role in determining which party assumes power.

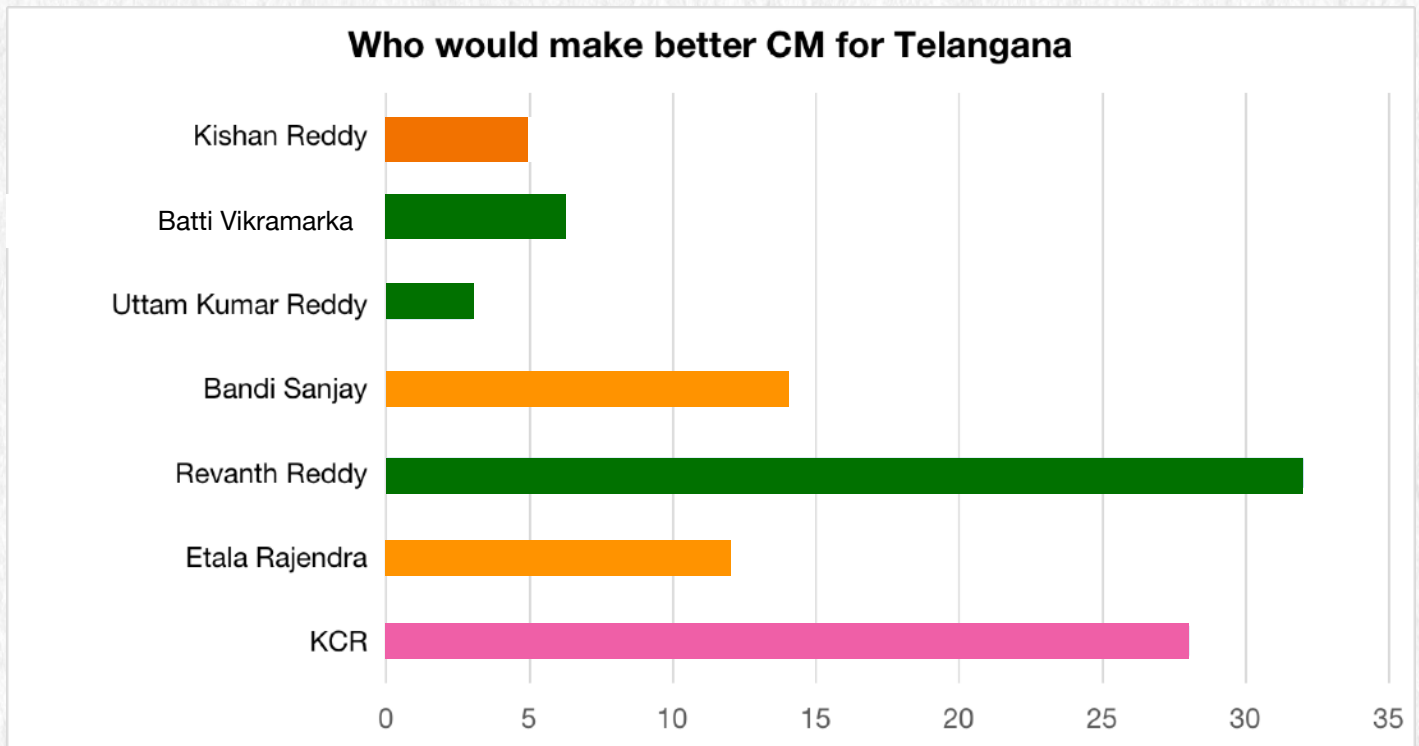
The dynamics portrayed in the poll underscore a changing political landscape, with Congress emerging as a significant beneficiary of this shift in public opinion. The competition between Congress and BJP is evidently intensifying, while BRS grapples with challenges in retaining its voter base and maintaining its seat count.

As the political scenario evolves, it will be interesting to observe how these trends play out in the actual election, taking into account campaign strategies, candidate dynamics, and any unforeseen developments that might influence voter behaviour.

○ Who would make better CM for Telangana?

A majority of respondents have expressed a preference for Revanth Reddy as the favored choice for the position of Chief Minister in Telangana.

S.No.	Candidate	Percentage
1	KCR	28
2	Etala Rajendra	12
3	Revanth Reddy	32
4	Bandi Sanjay	14
5	Uttam Kumar Reddy	3
6	Batti Vikramarka	6
7	Kishan Reddy	5

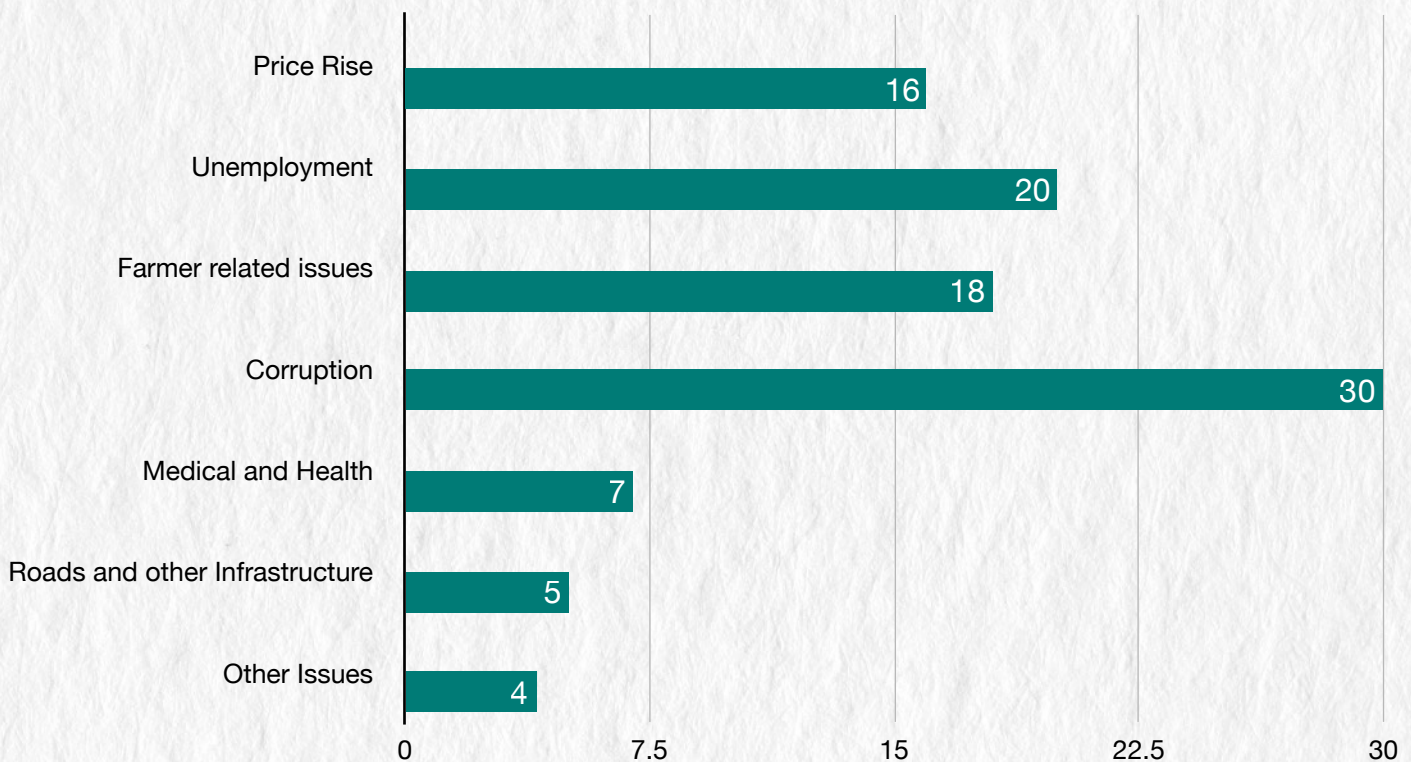


○ Problems with the present Government.

The voters in Telangana express dissatisfaction with the current government, attributing the sluggish development in the state to widespread corruption. They believe that the prevalence of corruption is the primary factor hindering progress and development under the present administration.

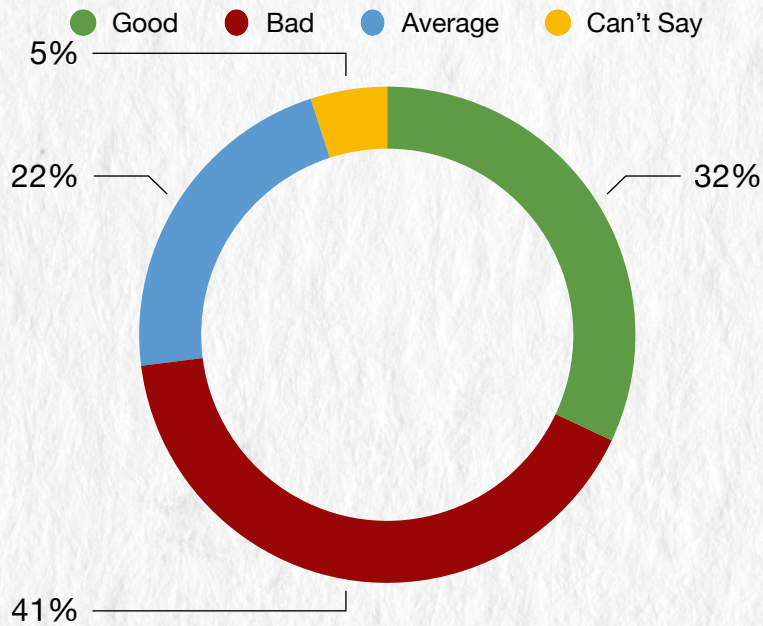
S.No.	Problem	%
1	Price Rise	16
2	Unemployment	20
3	Farmer related issues	18
4	Corruption	30
5	Medical and Health	7
6	Roads and other Infrastructure	5
7	Other Issues	4

Problems with the present government as perceived by the respondents



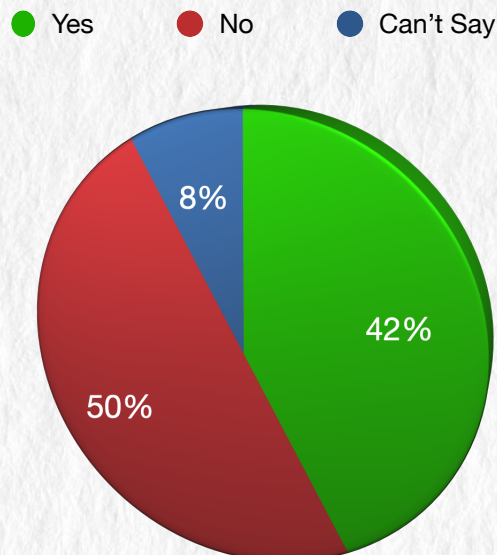
o How is TRS government Performance?

32% of respondents expressed satisfaction with the performance of the TRS government, while 41% indicated dissatisfaction, reflecting a sentiment of anti-incumbency.



o Should BRS continue in power for the next time?

When asked whether BRS should continue in power for the next term, 42% of respondents answered affirmatively, while 50% expressed a negative opinion.



○ Vote share by Age group in Percentage

S.No.	Age (Years)	BRS	Congress	BJP	Others
1	18-25	35	45	15	5
2	26-35	38	44	14	4
3	36-45	41	43	10	6
4	46-55	43	44.5	6.5	6
5	>56	44	45.5	5.5	5

○ Combined District-wise, various parties may secure seats in the 2023 General elections.

The Telangana 2023 General Election predictions suggest potential victories for various parties, with projections indicating 46 seats for BRS, 54 seats for Congress, 4 seats for BJP, 6 seats for AIMIM, and a closely contested battle in 9 seats.

S.No.	District	BRS	Congress	BJP	AIMIM	Tight
1	Adilabad (10)	5	4			1
2	Nizamabad (9)	5	3			1
3	Medak (10)	4	4			2
4	Karimnagar (13)	4	6	2		1
5	RangaReddy (14)	8	5	1		
6	Hyderabad (15)	5	2	1	6	1
7	Mahabubnagar (14)	7	6			1
8	Nalgonda (12)	2	9			1
9	Warangal (12)	5	7			
10	Khammam (10)	1	8			1
11	Total	46	54	4	6	9



Election

30-Nov-2023

Results

03-Dec-2023

